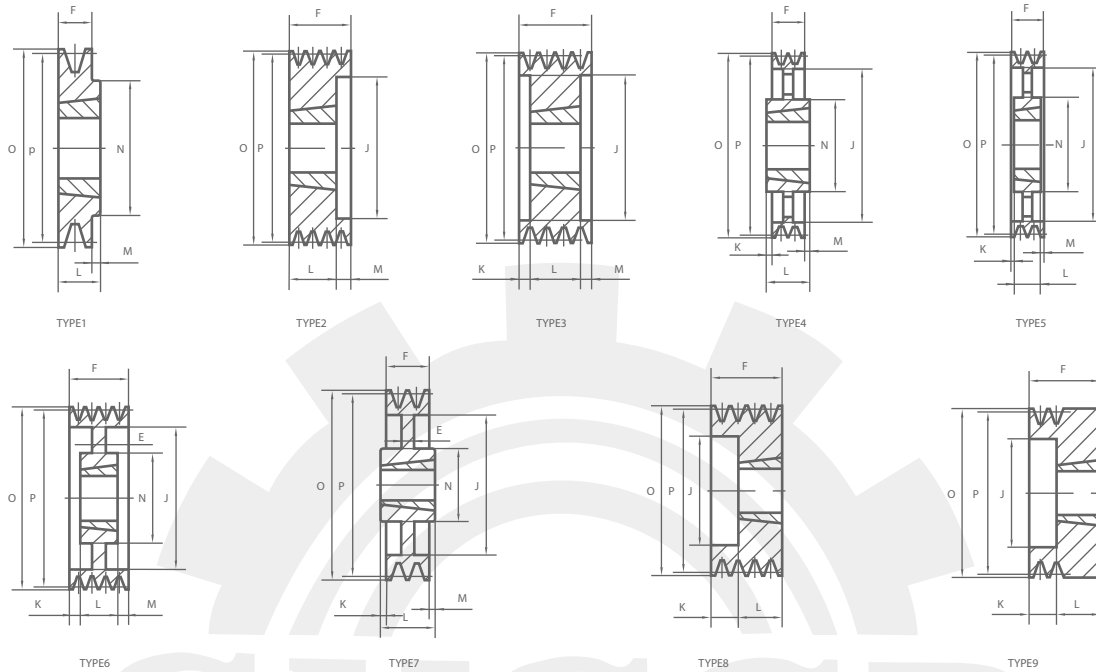


# $T_{Bore}^{aper}$ V-pulleys

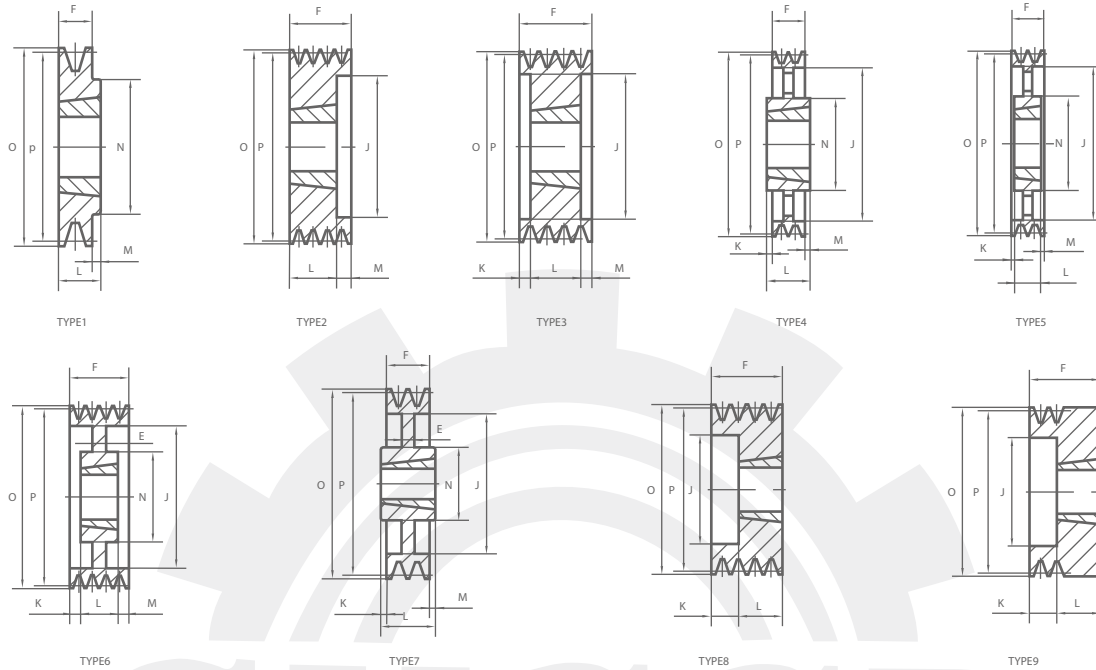
# SPC-3



PART NO.	NO.OF PD GROOVES	O.D	TYPE	BUSH	MAX NO.	E BORE	F	J	K	L	M	N	
SPC200-03	3	200.0	209.6	3	2517	60	—	85	150	20	45	20	—
SPC212-03	3	212.0	221.6	3	3020	75	—	85	162	17	51	17	—
SPC224-03	3	224.0	233.6	3	3020	75	—	85	173	17	51	17	—
SPC236-03	3	236.0	245.6	3	3020	75	—	85	185	17	51	17	—
SPC250-03	3	250.0	259.6	3	3020	75	—	85	200	17	51	17	—
SPC265-03	3	265.0	274.6	1	3535	90	—	85	209	—	89	4	170
SPC280-03	3	280.0	289.6	1	3535	90	—	85	224	—	89	4	170
SPC300-03	3	300.0	309.6	7	3535	90	18	85	249	2	89	2	170
SPC315-03	3	315.0	324.6	7	3535	90	18	85	264	2	89	2	170
SPC335-03	3	335.0	345.0	7	3535	90	18	85	284	2	89	2	170
SPC355-03	3	355.0	365.0	7	3535	90	18	85	304	2	89	2	170
SPC375-03	3	375.0	384.6	7	3535	90	20	85	324	2	89	2	170
SPC400-03	3	400.0	409.6	4	3535	90	—	85	344	2	89	2	170
SPC425-03	3	425.0	434.6	4	3535	90	—	85	369	2	89	2	170
SPC450-03	3	450.0	459.6	4	3535	90	—	85	394	2	89	2	170
SPC475-03	3	475.0	484.6	4	3535	90	—	85	419	2	89	2	170
SPC500-03	3	500.0	509.6	4	3535	90	—	85	444	2	89	2	170
SPC530-03	3	530.0	539.6	4	3535	90	—	85	474	2	89	2	170
SPC560-03	3	560.0	569.6	4	3535	90	—	85	504	2	89	2	170
SPC630-03	3	630.0	639.6	4	4040	100	—	85	574	8.5	102	8.5	200
SPC800-03	3	800.0	809.6	4	4545	110	—	85	737	4	114	25	225
SPC1000-03	3	1000.0	1009.6	4	5050	125	—	85	937	8	127	34	245
SPC1250-03	3	1250.0	1259.6	4	5050	125	—	85	1187	8	127	34	245

# T<sub>B</sub><sup>aper</sup><sub>ore</sub> V-pulleys

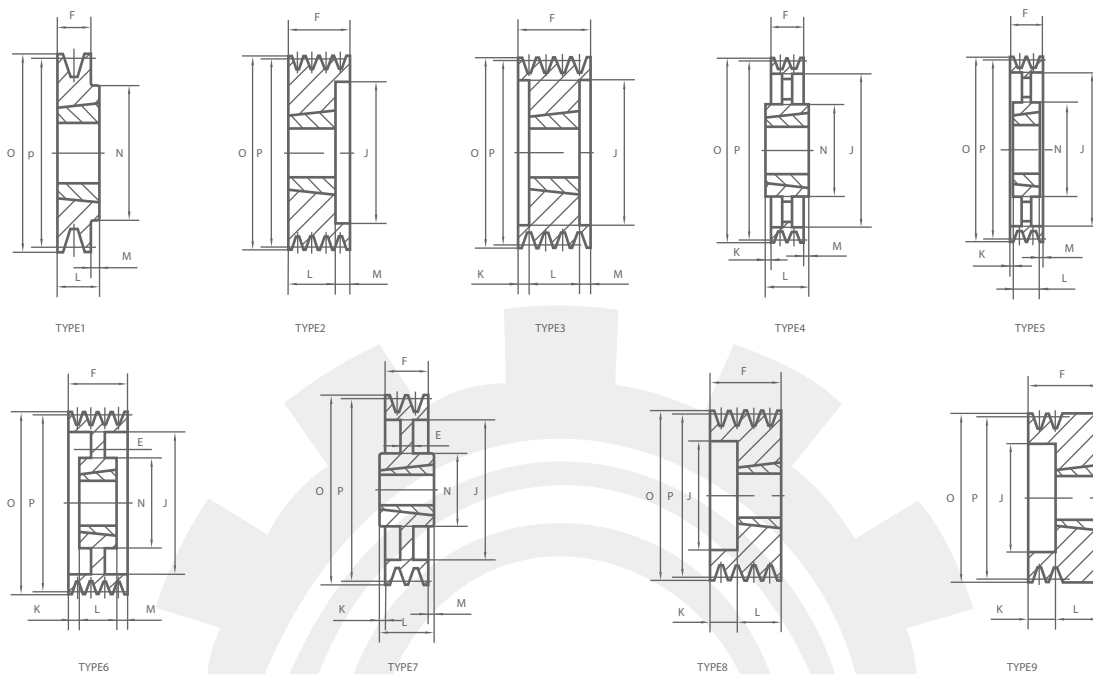
# SPC-4



PART NO.	NO.OF PD GROOVES	O.D	TYPE	BUSH	MAX NO.	E BORE	F	J	K	L	M	N	
SPC200-04	4	200.0	209.6	3	3020	75	—	111	144	30	51	30	—
SPC212-04	4	212.0	221.6	3	3020	75	—	111	156	30	51	30	—
SPC224-04	4	224.0	233.6	3	3535	90	—	111	168	11	89	11	—
SPC236-04	4	236.0	245.6	3	3535	90	—	111	180	11	89	11	—
SPC250-04	4	250.0	259.6	3	3535	90	—	111	194	11	89	11	—
SPC265-04	4	265.0	274.6	3	3535	90	—	111	209	11	89	11	—
SPC280-04	4	280.0	289.6	3	3535	90	—	111	224	11	89	11	—
SPC300-04	4	300.0	309.6	6	3535	90	20	111	244	11	89	11	170
SPC315-04	4	315.0	324.6	6	3535	90	20	111	259	11	89	11	170
SPC335-04	4	335.0	344.6	6	3535	90	20	111	279	11	89	11	170
SPC355-04	4	355.0	365.0	6	3535	90	20	111	299	11	89	11	170
SPC375-04	4	375.0	384.6	6	3535	90	25	111	319	11	89	11	170
SPC400-04	4	400.0	409.6	5	3535	90	—	111	344	11	89	11	170
SPC425-04	4	425.0	434.6	5	3535	90	—	111	369	11	89	11	170
SPC450-04	4	450.0	459.6	5	3535	90	—	111	394	11	89	11	170
SPC475-04	4	475.0	484.6	5	3535	90	—	111	419	11	89	11	170
SPC500-04	4	500.0	509.6	5	3535	90	—	111	444	11	89	11	170
SPC530-04	4	530.0	539.6	5	3535	90	—	111	474	11	89	11	170
SPC560-04	4	560.0	569.6	5	4040	100	—	111	504	4.5	102	4.5	200
SPC630-04	4	630.0	639.6	4	4545	110	—	111	574	1.5	114	1.5	225
SPC800-04	4	800.0	809.6	4	5050	125	—	111	737	4	127	12	245
SPC1000-04	4	1000.0	1009.6	4	5050	125	—	111	937	1	127	12	245
SPC1250-04	4	1250.0	1259.6	4	5050	125	—	111	1187	4	127	12	245

# $T_{B_{aper}}^{ore}$ V-pulleys

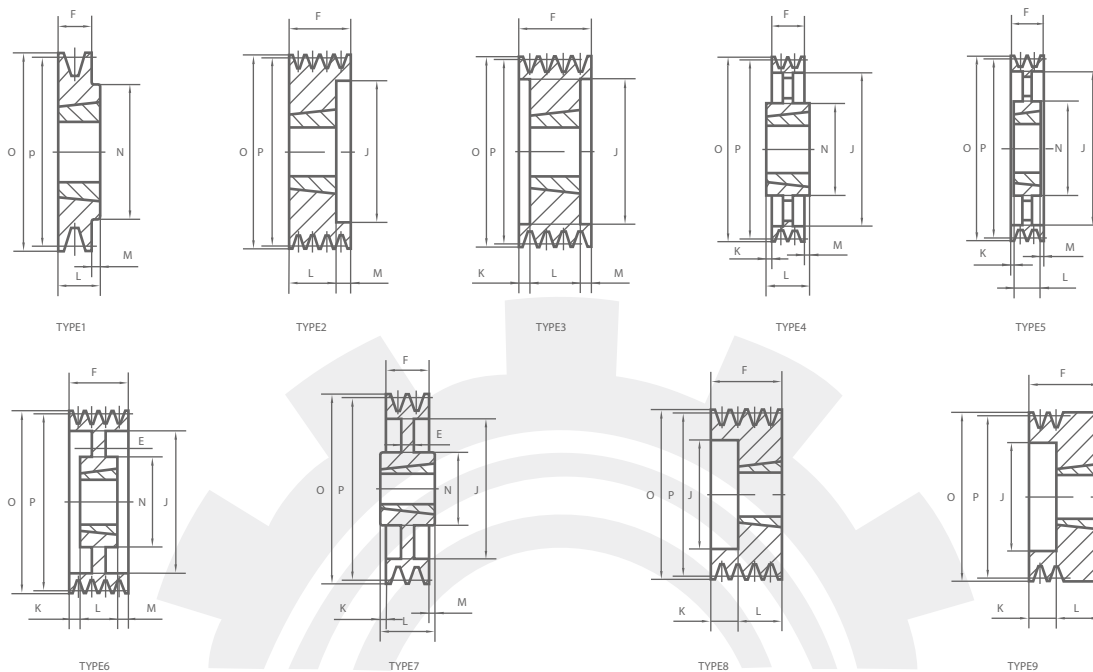
# SPC-5



PART NO.	NO.OF PD GROOVES	O.D	TYPE	BUSH	MAX NO.	E BORE	F	J	K	L	M	N	
SPC200-05	5	200.0	209.6	3	3535	90	—	136	150	23.5	89	23.5	—
SPC212-05	5	212.0	221.6	3	3535	90	—	136	160	23.5	89	23.5	—
SPC224-05	5	224.0	233.6	3	3535	90	—	136	173	23.5	89	23.5	—
SPC236-05	5	236.0	245.6	3	3535	90	—	136	185	23.5	89	23.5	—
SPC250-05	5	250.0	259.6	3	3535	90	—	136	198	23.5	89	23.5	—
SPC265-05	5	265.0	274.6	3	3535	90	—	136	213	23.5	89	23.5	—
SPC280-05	5	280.0	289.6	3	3535	90	—	136	228	23.5	89	23.5	—
SPC300-05	5	300.0	309.6	6	3535	90	20	136	247	23.5	89	23.5	170
SPC315-05	5	315.0	324.6	6	3535	90	20	136	264	23.5	89	23.5	170
SPC335-05	5	335.0	344.6	6	3535	90	20	136	280	23.5	89	23.5	170
SPC355-05	5	355.0	364.6	6	3535	90	20	136	304	23.5	89	23.5	170
SPC375-05	5	375.0	384.6	6	3535	90	20	136	324	23.5	89	23.5	170
SPC400-05	5	400.0	409.6	5	3535	90	—	136	344	23.5	89	23.5	170
SPC425-05	5	425.0	434.6	5	4040	100	—	136	369	17	102	17	200
SPC450-05	5	450.0	459.6	5	4040	100	—	136	394	17	102	17	200
SPC475-05	5	475.0	484.6	5	4040	100	—	136	419	17	102	17	200
SPC500-05	5	500.0	509.6	5	4040	100	—	136	444	17	102	14	200
SPC530-05	5	530.0	539.6	5	4040	100	—	136	474	17	102	17	200
SPC560-05	5	560.0	569.6	5	4545	110	—	136	504	11	114	11	225
SPC630-05	5	630.0	639.6	5	5050	125	—	136	574	4.5	127	4.5	245
SPC710-05	5	710.0	719.6	5	5050	125	—	136	654	4.5	127	4.5	245
SPC800-05	5	800.0	809.6	5	5050	125	—	136	737	4.5	127	4.5	245
SPC1000-05	5	1000.0	1009.6	5	5050	125	—	136	937	4.5	127	4.5	245
SPC1250-05	5	1250.0	1259.6	5	5050	125	—	136	1187	4.5	127	4.5	245

# T<sub>B</sub><sup>aper</sup> ore V-pulleys

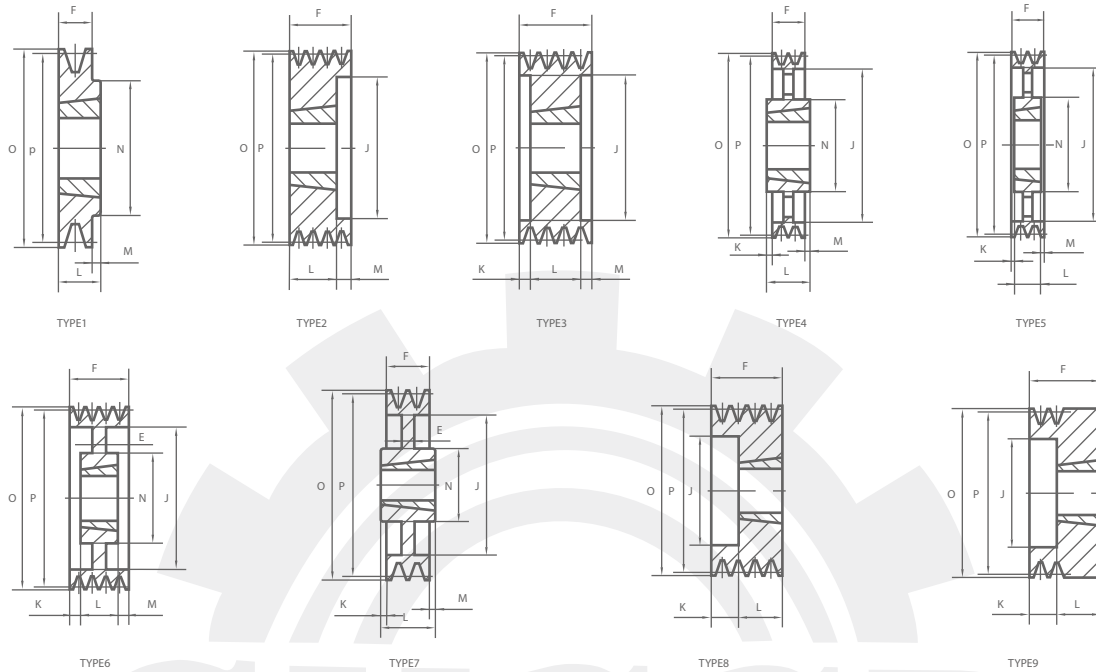
## SPC-6



PART NO.	NO.OF PD GROOVES	O.D	TYPE	BUSH	MAX NO.	E BORE	F	J	K	L	M	N	
SPC200-06	6	200.0	209.6	3	3535	90	—	162	148	36.5	89	36.5	—
SPC212-06	6	212.0	221.6	3	3535	90	—	162	160	36.5	89	36.5	—
SPC224-06	6	224.0	233.6	3	3535	90	—	162	173	36.5	89	36.5	—
SPC236-06	6	236.0	245.6	3	3535	90	—	162	185	36.5	89	36.5	—
SPC250-06	6	250.0	259.6	3	3535	90	—	162	198	36.5	89	36.5	—
SPC265-06	6	265.0	274.6	3	3535	90	—	162	213	36.5	89	36.5	—
SPC280-06	6	280.0	289.6	3	3535	90	—	162	228	36.5	89	36.5	—
SPC300-06	6	300.0	309.6	6	3535	90	20	162	247	36.5	89	36.5	170
SPC315-06	6	315.0	324.6	6	3535	90	20	162	264	36.5	89	36.5	170
SPC335-06	6	335.0	344.6	6	3535	90	20	162	280	36.5	89	36.5	170
SPC355-06	6	355.0	364.6	6	3535	90	20	162	304	36.5	89	36.5	170
SPC375-06	6	375.0	384.6	6	4040	100	20	162	324	30	102	30	200
SPC400-06	6	400.0	409.6	6	4040	100	20	162	348	30	102	30	200
SPC425-06	6	425.0	434.6	6	4545	110	30	162	369	24	114	24	225
SPC450-06	6	450.0	459.6	6	4545	110	30	162	394	24	114	24	225
SPC475-06	6	475.0	484.6	6	4545	110	30	162	419	24	114	24	225
SPC500-06	6	500.0	509.6	5	4545	110	30	162	444	24	114	24	225
SPC530-06	6	530.0	539.6	5	4545	110	30	162	474	24	114	24	225
SPC560-06	6	560.0	569.6	5	5050	125	—	162	504	17.5	127	17.5	245
SPC630-06	6	630.0	639.6	5	5050	125	—	162	574	17.5	127	17.5	245
SPC710-06	6	710.0	719.6	5	5050	125	—	162	656	17.5	127	17.5	245
SPC800-06	6	800.0	809.6	5	5050	125	—	162	737	17.5	127	17.5	245
SPC1000-06	6	1000.0	1009.6	5	5050	125	—	162	937	17.5	127	17.5	245
SPC1250-06	6	1250.0	1259.6	5	5050	125	—	162	1187	17.5	127	17.5	245

**T<sub>B</sub><sup>aper</sup>**  
**ore** **V-pulleys**

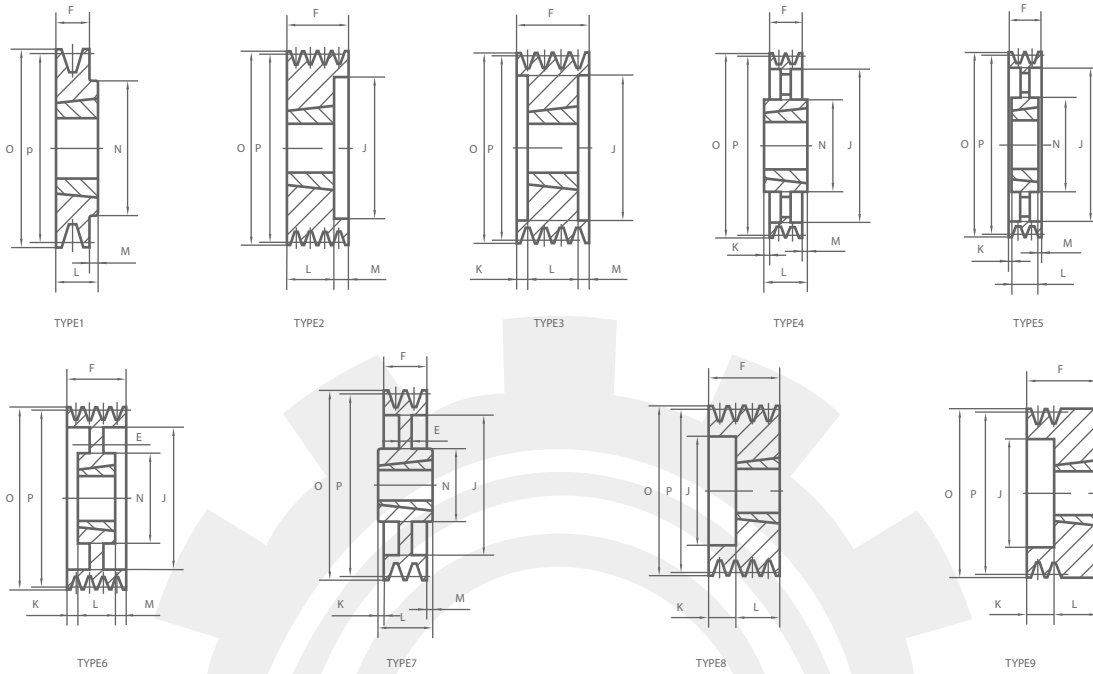
**SPC-8**



PART NO.	NO.OF P.D GROOVES	O.D	TYPE	BUSH	MAX NO.	E BORE	F	J	K	L	M	N	
SPC200-08	8	200.0	209.6	3	3535	90	—	213	148	62	89	62	—
SPC212-08	8	212.0	221.6	3	3535	90	—	213	160	62	89	62	—
SPC224-08	8	224.0	233.6	3	3535	90	—	213	170	62	89	62	—
SPC236-08	8	236.0	245.6	3	3535	90	—	213	184	62	89	62	—
SPC250-08	8	250.0	259.6	3	3535	90	—	213	198	62	89	62	—
SPC265-08	8	265.0	274.6	3	3535	90	—	213	213	62	89	62	—
SPC280-08	8	280.0	289.6	3	3535	90	—	213	228	62	89	62	—
SPC300-08	8	300.0	309.6	3	4040	100	—	213	247	55.5	102	55.5	—
SPC315-08	8	315.0	324.6	3	4040	100	—	213	258	55.5	102	55.5	—
SPC335-08	8	335.0	344.6	6	4040	100	—	213	280	55.5	102	55.5	—
SPC355-08	8	355.0	364.6	3	4040	100	—	213	304	55.5	102	55.5	—
SPC375-08	8	375.0	384.6	3	4545	110	—	213	324	49.5	114	49.5	—
SPC400-08	8	400.0	409.6	6	4545	110	20	213	348	49.5	114	49.5	220
SPC425-08	8	425.0	434.6	6	5050	125	30	213	369	43	127	43	245
SPC450-08	8	450.0	459.6	6	5050	125	30	213	394	43	127	43	245
SPC475-08	8	475.0	484.6	6	5050	125	30	213	419	43	127	43	245
SPC500-08	8	500.0	509.6	6	5050	125	30	213	444	43	127	43	245
SPC530-08	8	530.0	539.6	6	5050	125	30	213	474	43	127	43	245
SPC560-08	8	560.0	569.6	5	5050	125	—	213	504	43	127	43	245
SPC630-08	8	630.0	639.6	5	5050	125	—	213	574	43	127	43	245
SPC710-08	8	710.0	719.6	5	5050	125	—	213	656	43	127	43	245
SPC800-08	8	800.0	809.6	5	5050	125	—	213	737	43	127	43	245
SPC1000-08	8	1000.0	1009.6	5	5050	125	—	213	937	43	127	43	245
SPC1250-08	8	1250.0	1259.6	5	5050	125	—	213	1187	43	127	43	245

# Taper Bore V-pulleys

# SPC-10



PART NO.	NO.OF PD GROOVES	O.D	TYPE	BUSH	MAX NO.	E BORE	F	J	K	L	M	N	
SPC250-10	10	250.0	259.6	3	4040	100	—	264	196	81	102	84	—
SPC280-10	10	280.0	289.6	3	4040	100	—	264	226	81	102	81	—
SPC300-10	10	300.0	309.6	3	4545	110	—	264	245	75	114	75	—
SPC315-10	10	315.0	324.6	3	4545	110	—	264	258	75	114	75	—
SPC355-10	10	355.0	364.6	3	4545	110	—	264	299	75	114	75	—
SPC400-10	10	400.0	409.6	3	5050	125	—	264	342	68.5	127	68.5	—
SPC450-10	10	450.0	459.6	6	5050	125	40	264	394	68.5	127	68.5	245
SPC500-10	10	500.0	509.6	6	5050	125	40	264	444	68.5	127	68.5	245
SPC560-10	10	560.0	569.6	5	5050	125	—	264	504	68.5	127	68.5	245
SPC630-10	10	630.0	639.6	5	5050	125	—	264	574	68.5	127	68.5	245
SPC710-10	10	710.0	719.6	5	5050	125	—	264	656	68.5	127	68.5	245
SPC800-10	10	800.0	809.6	5	5050	125	—	264	737	68.5	127	68.5	245
SPC1000-10	10	1000.0	1009.6	5	5050	125	—	264	937	68.5	127	68.5	245
SPC1250-10	10	1250.0	1259.6	5	5050	125	—	264	1187	68.5	127	68.5	245

## NOMENCLATURE FOR TAPER-FLUSH V-BELT PULLEY

